



Advanced Technology. Simple Solutions.

MODULAR RV PEDESTAL HEAD

CPH15105

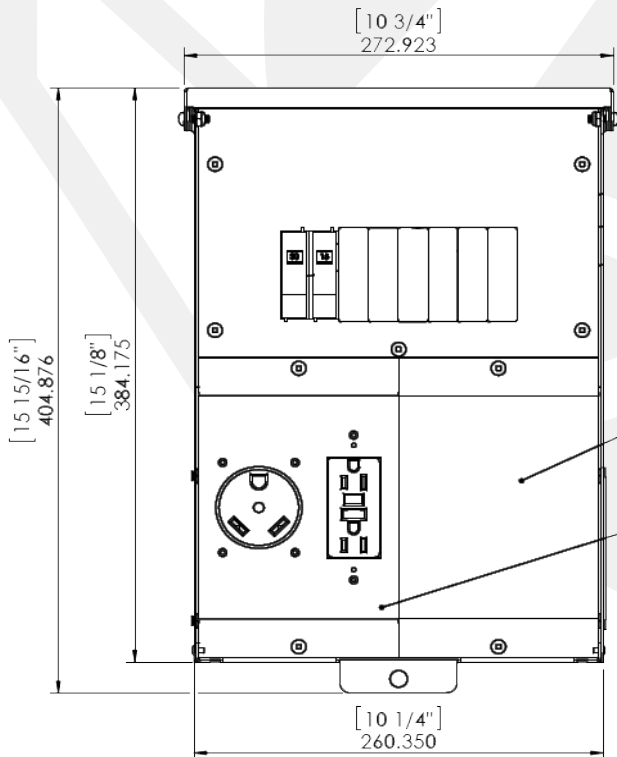
The CPH15105 RV pedestal head comes complete with receptacles, breakers, and a padlockable self-closing cover. The 16GA galvanized steel body construction offers additional corrosion resistance. Standard PC101 Grey powder coat paint provides a durable finish. The Type 3R weatherproof design can be used in both indoor and outdoor applications.

Features / Specifications

- Galvanized steel construction
- CSA Type 3R rated
- Powder coated PC101 Grey
- Post/wall-mount design
- Unless specified otherwise, standard product comes with:
 - 1 CPP-HA plate with 1 30A Crowfoot and 1 15A GFI Duplex
 - 1 CPP-X plate
- Accepts 2 receptacle kits
- Breakers located under cover
- Removable inner receptacle plates (CPP)
- Self-closing, padlockable cover
- Thumb screws to fasten cover
- Hub cut-out for overhead supply
- Main feed wire size #8 - #1 copper or aluminum

Options

- Band-able mounting bracket (add -PMB to suffix)



Front View

BASE MODEL CONFIGURATION

PART NUMBER	DESCRIPTION
CPH15105-X-X-NB	Modular Pedestal Head With (2) CPP-X and No Breakers

CPP-X
(BLANK)

CPP-HA
(1X) 30A 125V CROWFOOT
(1X) 15A GFI DECORA


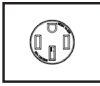

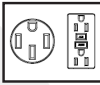

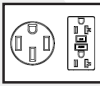

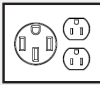

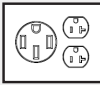



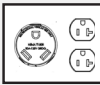

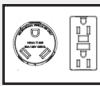

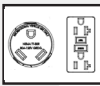





Advanced Technology. Simple Solutions.

MODULAR RV PEDESTAL HEAD

CPH15105

CPP RECEPTACLE PLATE ADDERS AND BREAKERS

PART NUMBER	QTY	DESCRIPTION	PLATE	PART NUMBER	QTY	DESCRIPTION	PLATE
CPP-X	1	BLANK PLATE		CPP-M	1	50A 125/250V	
CPP-D	1	15A DUPLEX		CPP-MA	1	50A STRAIGHT BLADE AND 15A GFI DUPLEX	
CPP-E	1	20A DUPLEX		CPP-MB	1	50A STRAIGHT BLADE AND 20A GFI DUPLEX	
CPP-DD	2	15A DUPLEX		CPP-MD	1	50A STRAIGHT BLADE AND 15A DUPLEX	
CPP-EE	2	20A DUPLEX		CPP-ME	1	50A STRAIGHT BLADE AND 20A DUPLEX	
CPP-A	1	15A GFI DUPLEX		CPP-HD	1	30A CROWFOOT 125V AND 15A DUPLEX	
CPP-B	1	20A GFI DUPLEX		CPP-HE	1	30A CROWFOOT 125V AND 20A DUPLEX	
CPP-AA	2	15A GFI DUPLEX		CPP-HA	1	30A CROWFOOT 125V AND 15A GFI DUPLEX	
CPP-BB	2	20A GFI DUPLEX		CPP-HB	1	30A CROWFOOT 125V AND 20A GFI DUPLEX	
CPP-XX	2	BLANK PLATE WITH GFI DUPLEX CUTOUTS		CPP-G	1	20A TL 125V	
CPP-H	1	30A CROWFOOT 125		CPP-J	1	30A TL 125V	