



Advanced Technology. Simple Solutions.

# METERED MODULAR RV PEDESTAL

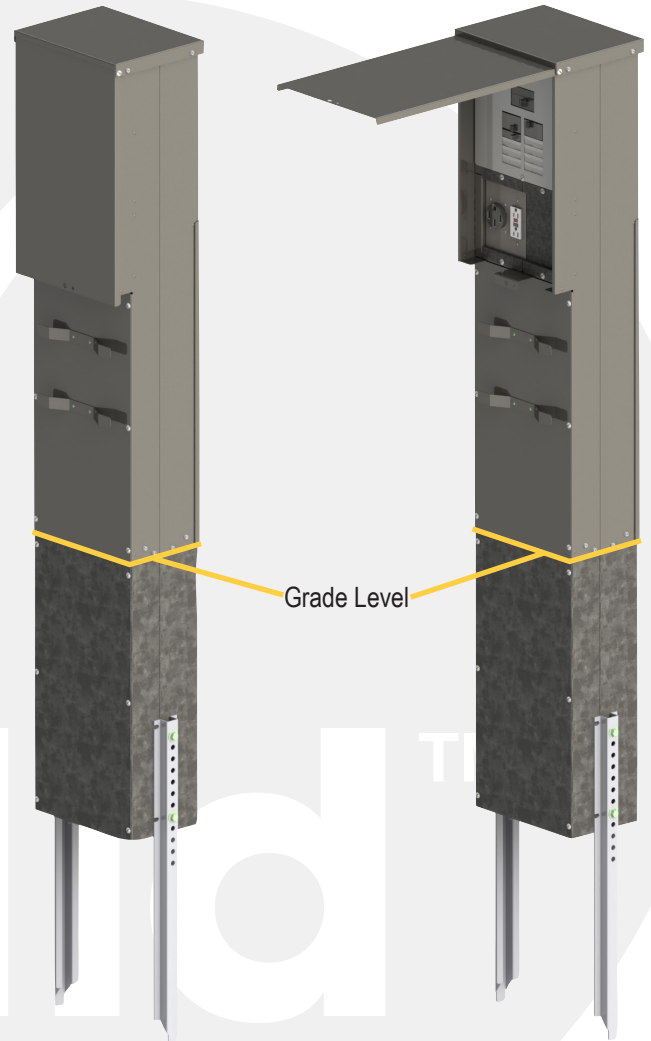
## ACPM

### Features / Specifications

- Galvanized steel construction
- CSA Type 3R rated
- Powder coated in PC101 Grey or PC113 Parks Green
- Above-grade dimensions of 44 in (H) x 12 in (W) x 9 in (D)
- 100A main breaker, service entrance rated
- 100A, 4-jaw, meter socket (BE1-TCV)
- Hot-metered
- Self-closing, padlockable cover
- Breakers located under cover
- Removable inner receptacle plates (CPP)
- Can accept 2 receptacle plates

### Options

- Custom powder coat colours



Direct Burial (DB) Models Shown

### Base Model Configuration

PART NUMBER	DESCRIPTION
ACPM-DB-X-X-NB	44 IN HIGH DIRECT BURIAL PEDESTAL WITH (2) CPP-X PLATES AND NO BREAKERS
ACPM-PM-X-X-NB	44 IN HIGH PADMOUNT PEDESTAL WITH (2) CPP-X PLATES AND NO BREAKERS
























Advanced Technology. Simple Solutions.

# METERED MODULAR RV PEDESTAL

## ACPM

### CPP Receptacle Plate Adders and Breakers

PART #	QTY	DESCRIPTION	PLATE	PART #	QTY	DESCRIPTION	PLATE
CPP-X	1	BLANK PLATE		CPP-M	1	50A 125/250V	
CPP-D	1	15A DUPLEX		CPP-MA	1	50A STRAIGHT BLADE AND 15A GFI DUPLEX	
CPP-E	1	20A DUPLEX		CPP-MB	1	50A STRAIGHT BLADE AND 20A GFI DUPLEX	
CPP-DD	2	15A DUPLEX		CPP-MD	1	50A STRAIGHT BLADE AND 15A DUPLEX	
CPP-EE	2	20A DUPLEX		CPP-ME	1	50A STRAIGHT BLADE AND 20A DUPLEX	
CPP-A	1	15A GFI DUPLEX		CPP-HD	1	30A CROWFOOT 125V AND 15A DUPLEX	
CPP-B	1	20A GFI DUPLEX		CPP-HE	1	30A CROWFOOT 125V AND 20A DUPLEX	
CPP-AA	2	15A GFI DUPLEX		CPP-HA	1	30A CROWFOOT 125V AND 15A GFI DUPLEX	
CPP-BB	2	20A GFI DUPLEX		CPP-HB	1	30A CROWFOOT 125V AND 20A GFI DUPLEX	
CPP-XX	2	BLANK PLATE WITH GFI DUPLEX CUTOUTS		CPP-G	1	20A TL 125V	
CPP-H	1	30A CROWFOOT 125		CPP-J	1	30A TL 125V	