



Advanced Technology. Simple Solutions.

CAST-IN-PLACE SIDEWALK OR WALL MOUNT ENCLOSURE

CIPS

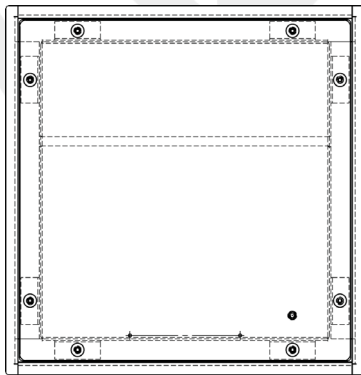
This cast-in-place box is used in applications for installation in sidewalks or walls where power, distribution, and controls are required in an aesthetically-appealing environment.

Features / Specifications

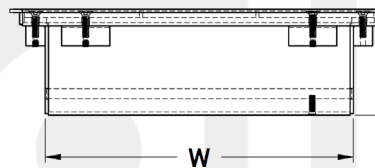
- Aluminum construction
- Used for sidewalk or wall mounting
- 1/4-in. thick screw down lid with flush screws
- Stainless Steel hardware
- Powder coated PC101 (ASA61) Grey

Optional

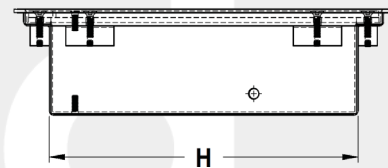
- Engraved lid
- Security screws
- Back panel
- Ground studs
- Custom powder coat colours



Top View



Front View



Side View

PART NUMBER	HEIGHT	WIDTH	DEPTH	MATERIAL
CIPS121204	12 in	12 in	4 in	ALUMINUM
CIPS121207	12 in	12 in	7 in	ALUMINUM
CIPS180807	18 in	8 in	7in	ALUMINUM
CIPS181207	18 in	12 in	7 in	ALUMINUM

Contact Valid for all available options.