




Advanced Technology. Simple Solutions.

DIRECT BURIAL RV PEDESTAL

CPB-DB

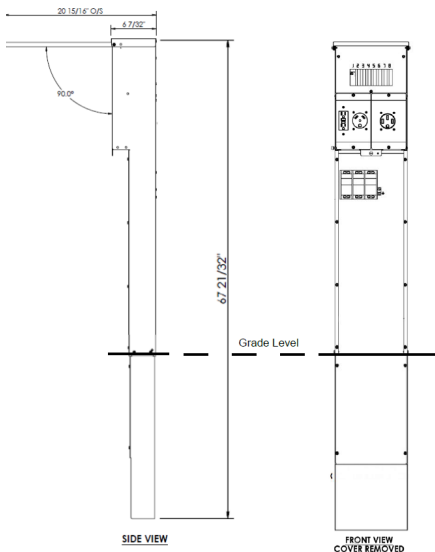


Features/Specifications

- Galvanized steel construction
- Above grade dimensions of 44”H x 10”W x 6”D
- CSA Type 3R rated
- Powder Coated PC101 Grey
- Direct burial design
- Parallel feed thru lugs (250MCM - #6)
- Thumb screws to fasten cover
- Self-closing, padlockable cover
- Breakers located under cover
- Removable inner receptacle plates (CPP)
- Capable of accepting 2 receptacle plates

Optional Items

- Metered pedestal
- Custom powder coat colours



BASE MODEL CONFIGURATION

PART NUMBER	DESCRIPTION
CPB-DB-X-X-NB	44” High Direct Burial Pedestal With 24” Spade, (2) CPP-X & No Breakers

Rev-1.2



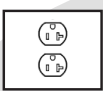
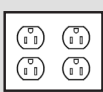
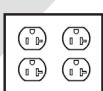
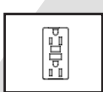
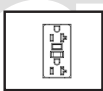
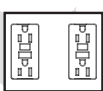
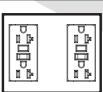
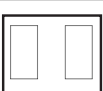



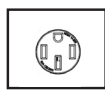
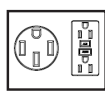
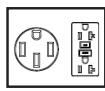
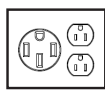
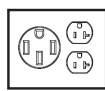
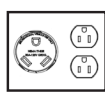

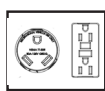
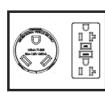
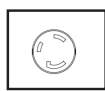

Advanced Technology. Simple Solutions.

DIRECT BURIAL RV PEDESTAL

CPB-DB

CPP RECEPTACLE PLATE ADDERS & BREAKERS

PART #	QTY	DESCRIPTION	PLATE
CPP-X	1	BLANK PLATE	
CPP-D	1	15A DUPLEX	
CPP-E	1	20A DUPLEX	
CPP-DD	2	15A DUPLEX	
CPP-EE	2	20A DUPLEX	
CPP-A	1	15A GFI DUPLEX	
CPP-B	1	20A GFI DUPLEX	
CPP-AA	2	15A GFI DUPLEX	
CPP-BB	2	20A GFI DUPLEX	
CPP-XX	2	BLANK PLATE WITH GFI DUPLEX CUTOUTS	
CPP-H	1	30A CROWFOOT 125	

PART #	QTY	DESCRIPTION	PLATE
CPP-M	1	50A 125/250V	
CPP-MA	1	50A STRAIGHT BLADE & 15A GFI DUPLEX	
CPP-MB	1	50A STRAIGHT BLADE & 20A GFI DUPLEX	
CPP-MD	1	50A STRAIGHT BLADE & 15A DUPLEX	
CPP-ME	1	50A STRAIGHT BLADE & 20A DUPLEX	
CPP-HD	1	30A CROWFOOT 125V & 15A DUPLEX	
CPP-HE	1	30A CROWFOOT 125V & 20A DUPLEX	
CPP-HA	1	30A CROWFOOT 125V & 15A GFI DUPLEX	
CPP-HB	1	30A CROWFOOT 125V & 20A GFI DUPLEX	
CPP-G	1	20A TL 125V	
CPP-J	1	30A TL 125V	

Rev-1.2