



Advanced Technology. Simple Solutions.

DIRECT BURIAL RV PEDESTAL

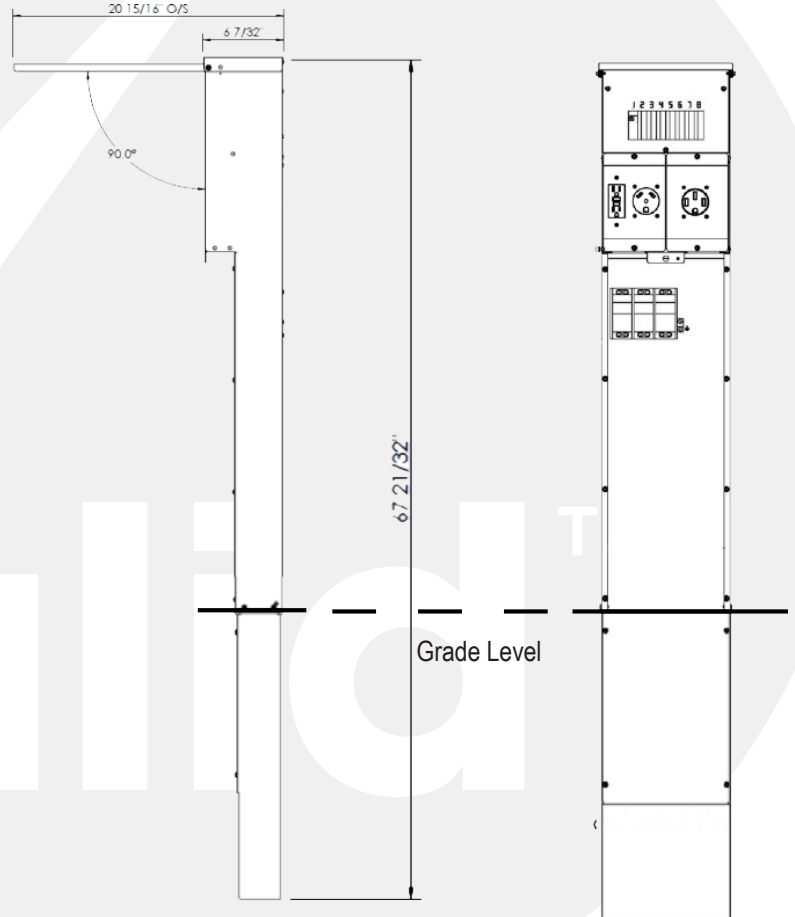
CPB-DB

Features / Specifications

- Galvanized steel construction
- Above-grade dimensions of 44 in. H x 10 in. W x 6 in. D
- CSA Type 3R rated
- Powder coated PC101 Grey
- Direct burial design
- Parallel feed-thru lugs (250MCM - #6)
- Thumb screws to fasten cover
- Self-closing, padlockable cover
- Breakers located under cover
- Removable inner receptacle plates (CPP)
- Can accept 2 receptacle plates

Options

- Metered pedestal
- Custom powder coat colours



Side View

Front View
(Cover Removed)

Base Model Configuration

PART NUMBER	DESCRIPTION
CPB-DB-X-X-NB	44 in. High Direct Burial Pedestal With 24 in. Spade, (2) CPP-X and No Breakers
























Advanced Technology. Simple Solutions.

DIRECT BURIAL RV PEDESTAL

CPB-DB

CPP Receptacle Plate Adders and Breakers

PART NUMBER	QTY	DESCRIPTION	PLATE
CPP-X	1	BLANK PLATE	
CPP-D	1	15A DUPLEX	
CPP-E	1	20A DUPLEX	
CPP-DD	2	15A DUPLEX	
CPP-EE	2	20A DUPLEX	
CPP-A	1	15A GFI DUPLEX	
CPP-B	1	20A GFI DUPLEX	
CPP-AA	2	15A GFI DUPLEX	
CPP-BB	2	20A GFI DUPLEX	
CPP-XX	2	BLANK PLATE WITH GFI DUPLEX CUTOUTS	
CPP-H	1	30A CROWFOOT 125	

PART NUMBER	QTY	DESCRIPTION	PLATE
CPP-M	1	50A 125/250V	
CPP-MA	1	50A STRAIGHT BLADE & 15A GFI DUPLEX	
CPP-MB	1	50A STRAIGHT BLADE & 20A GFI DUPLEX	
CPP-MD	1	50A STRAIGHT BLADE & 15A DUPLEX	
CPP-ME	1	50A STRAIGHT BLADE & 20A DUPLEX	
CPP-HD	1	30A CROWFOOT 125V & 15A DUPLEX	
CPP-HE	1	30A CROWFOOT 125V & 20A DUPLEX	
CPP-HA	1	30A CROWFOOT 125V & 15A GFI DUPLEX	
CPP-HB	1	30A CROWFOOT 125V & 20A GFI DUPLEX	
CPP-G	1	20A TL 125V	
CPP-J	1	30A TL 125V	