



Advanced Technology. Simple Solutions.


OVERHEAD ILLUMINATED LED SIGN 3 FT W X 4 FT H

PED3X4L

This internally-illuminated pedestrian crosswalk sign warns oncoming drivers of the crosswalk while providing light for the crosswalk itself. Inserts are available in two different designs, and up to 4 side-mounted signal flashers can be installed and controlled to flash while the pedestrian is crossing.

Features / Specifications

- 1/8-in aluminum construction
- NEMA 3R rated
- Double-spring hanger mount
- 4.5 mm Lexan sign faces
- Double-sided sign
- LED down-lighter lamp
- Safety chain eyebolt
- Stainless steel hardware
- Internally illuminated with Cree LEDs
- Powder coat white
- 95 lbs without optional components
- Certified to CSA standards
- Listed on BCMOT&I recognized products list



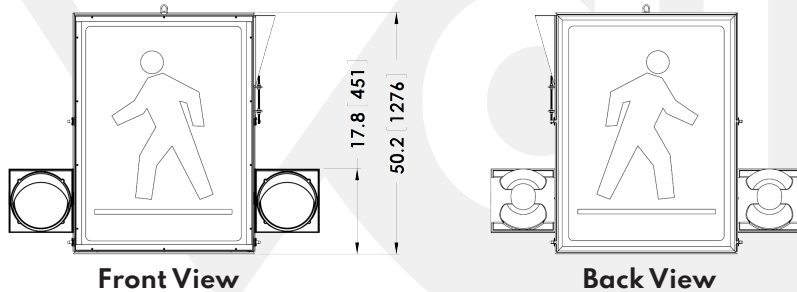
Shown with Optional Signal Heads

Options

- Four different sign configurations
- Spring hangers
- Crosswalk controllers
- Holds up to 4 12-in diameter signal heads (supplied by others)

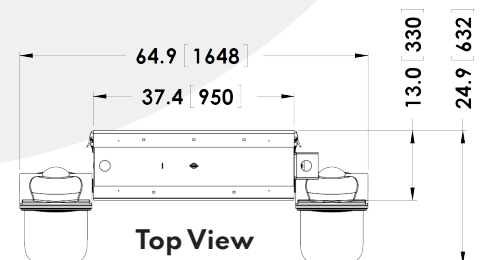


Available Inserts



Front View

Back View



Top View

| PART NUMBER | HEIGHT | WIDTH | DEPTH | INSERT |
|-------------|--------|-------|---------|----------------------------|
| PED3X4L-A01 | 48 in | 36 in | 11.5 in | WHITE ON BLACK, PEDESTRIAN |
| PED3X4L-A02 | 48 in | 36 in | 11.5 in | BLACK ON WHITE, PEDESTRIAN |
| PED3X4L-A03 | 48 in | 36 in | 11.5 in | WHITE ON BLACK, SCHOOL |
| PED3X4L-A04 | 48 in | 36 in | 11.5 in | WHITE ON BLACK, BICYCLE |
| PED3X4L-A05 | 48 in | 36 in | 11.5 in | BLACK ON WHITE, SCHOOL |



Advanced Technology. Simple Solutions.

LED 3X4 PEDESTRIAN CROSSING SIGN SPECIFICATIONS

- Illumination: 64 industry-recognized high-power Cree® LEDs
- Separated light panels and drivers for higher reliability (heat distribution)
- Redundant illumination: 8 panels (8 LEDs each) / 8 drivers (4/4 internal, 4/4 downlight). Each NEMA 4 (IP66) driver is loaded to only 50% capacity
- Each LED panel is designed to operate at full current with a single LED failure and reduced current with 2 LED failures
- Total lamp lumens: 13080 (7280 internal, 5800 downlight)
- Typical ground illumination of 80 lux directly beneath the sign at 16-ft height
- Colour rendition index: 75 (typical)
- Colour temperature: Cool White, 6000K nominal (5000K-7000K)
- Lumen maintenance: > 50000 hours @ 25°C to 70% output (RTOL70)
- Power consumption: 160W +/- 10% @ 120Vac (75W internal, 75W downlight)
- Power factor: > 0.95 (0.98 typical)
- Operating temperature: -30°C to +45°C
- Warranty: 3 years
- Standards: NEMA 3R, UL48, UL Subject 8750, CAN/CSA C22.2#207



valid™