



Advanced Technology. Simple Solutions.

# TEMPORARY POWER BOX

## TMP



Front View\*  
(Shown with optional feedthru receptacle)



Rear View\*

### Features/Specifications

- Galvanized steel construction
- Dimensions of: 13 1/4"H x 10 1/4"W x 9 1/2"D
- CSA Type 3R rated
- Lifting handle
- 30A twist lock input receptacle (L5-30)
- Cord wrap for easy storage of cords
- Removable inner receptacle plates (p/n: CPP)
- Capable of accepting 2 receptacle plates
- PC101 (ANSI 61) Grey powder coat finish

**\*TMP-BB-BB model shown.**

To order complete with receptacles & breakers, add the part number of the CPP plates required, e.g. TMP-HA-BB (This would come complete with (1) 30A Crowfoot, (1) 15A GFI receptacle & (2) 20A GFI receptacles & corresponding breakers).

### Optional Items

- CSA Type 1 rated
- 20A or 50A twist lock input receptacle
- 20A, 30A or 50A feedthru receptacle
- Optional power cord available upon request
  - ☐ Customer to specify length and cord end required at time of order
- Custom powder coat colours

### BASE MODEL CONFIGURATION

PART NUMBER	DESCRIPTION	CSA Rating
TMP3-X-X-NB	Temporary Power Box With (2) CPP-X & No Breakers	Type 3R
TMP-X-X-NB	Temporary Power Box With (2) CPP-X & No Breakers	Type 1

Rev-1.1





















Advanced Technology. Simple Solutions.

# TEMPORARY POWER BOX

## TMP

### CPP RECEPTACLE PLATE ADDERS & BREAKERS

PART #	QTY	DESCRIPTION	PLATE
CPP-X	1	BLANK PLATE	
CPP-D	1	15A DUPLEX	
CPP-E	1	20A DUPLEX	
CPP-DD	2	15A DUPLEX	
CPP-EE	2	20A DUPLEX	
CPP-A	1	15A GFI DUPLEX	
CPP-B	1	20A GFI DUPLEX	
CPP-AA	2	15A GFI DUPLEX	
CPP-BB	2	20A GFI DUPLEX	
CPP-XX	2	BLANK PLATE WITH GFI DUPLEX CUTOUTS	
CPP-H	1	30A CROWFOOT 125V	
CPP-M	1	50A 125/250V	
CPP-HD	1	30A CROWFOOT 125V & 15A DUPLEX	
CPP-HE	1	30A CROWFOOT 125V & 20A DUPLEX	
CPP-HA	1	30A CROWFOOT 125V & 15 GFI DUPLEX	
CPP-HB	1	30A CROWFOOT 125V & 20A GFI DUPLEX	
CPP-G	1	20A TL 125V	
CPP-J	1	30A TL 125V	

Rev-1.1