



Advanced Technology. Simple Solutions.

TEMPORARY POWER BOX TMP

Features / Specifications

- Galvanized steel construction
- Dimensions: 13 1/4 in. H x 10 1/4 in. W x 9 1/2 in. D
- CSA Type 3R rated
- Lifting handle
- 30A twist lock input receptacle (L5-30)
- Cord wrap for easy storage
- Removable inner receptacle plates (P/N: CPP)
- Accepts 2 receptacle plates
- PC101 (ANSI 61) Grey powder coat finish

Options

- CSA Type 1 rated
- 20A or 50A twist lock input receptacle
- 20A, 30A, or 50A feed-thru receptacle
- Optional power cord available upon request
- Customer to specify length and cord end required at time of order
- Custom powder coat colours

*TMP-BB-BB model shown

To order a TMP complete with receptacles and breakers, add the part number of the CPP plates required, e.g. TMP-HA-BB (This would come with 1 x 30A Crowfoot, 1 x 15A GFI receptacle, and 2 x 20A GFI receptacles and corresponding breakers).

Base Model Configuration

PART NUMBER	DESCRIPTION	CSA RATING
TMP3-X-X-NB	TEMPORARY POWER BOX WITH 2 CPP-X AND NO BREAKERS	Type 3R
TMP-X-X-NB	TEMPORARY POWER BOX WITH 2 CPP-X AND NO BREAKERS	Type 1



Front View*
(Shown with Optional Feed-Thru Receptacle)




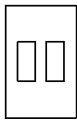
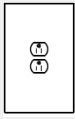

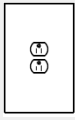


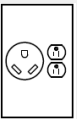

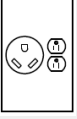

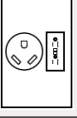


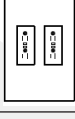

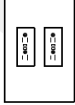
Rear View*



Advanced Technology. Simple Solutions.

TEMPORARY POWER BOX TMP

CPP Receptacle Plate Adders and Breakers

PART #	QTY	DESCRIPTION	PLATE	PART #	QTY	DESCRIPTION	PLATE
CPP-X	1	BLANK PLATE		CPP-XX	2	BLANK PLATE WITH GFI DUPLEX CUTOUTS	
CPP-D	1	15A DUPLEX		CPP-H	1	30A CROWFOOT 125V	
CPP-E	1	20A DUPLEX		CPP-M	1	50A 125/250V	
CPP-DD	2	15A DUPLEX		CPP-HD	1	30A CROWFOOT 125V AND 15A DUPLEX	
CPP-EE	2	20A DUPLEX		CPP-HE	1	30A CROWFOOT 125V AND 20A DUPLEX	
CPP-A	1	15A GFI DUPLEX		CPP-HA	1	30A CROWFOOT 125V AND 15 GFI DUPLEX	
CPP-B	1	20A GFI DUPLEX		CPP-HB	1	30A CROWFOOT 125V AND 20A GFI DUPLEX	
CPP-AA	2	15A GFI DUPLEX		CPP-G	1	20A TL 125V	
CPP-BB	2	20A GFI DUPLEX		CPP-J	1	30A TL 125V	